

INDIRECT INFERENCE FOR DYNAMIC PANEL MODELS

BY

CHRISTIAN GOURIÉROUX, PETER C.B. PHILLIPS,
and JUN YU

COWLES FOUNDATION PAPER NO. 1301



COWLES FOUNDATION FOR RESEARCH IN ECONOMICS
YALE UNIVERSITY
Box 208281
New Haven, Connecticut 06520-8281

2010

<http://cowles.econ.yale.edu/>



Contents lists available at ScienceDirect

Journal of Econometrics

journal homepage: www.elsevier.com/locate/jeconom

Indirect inference for dynamic panel models

Christian Gouriéroux^{a,b}, Peter C.B. Phillips^{c,d,e,f}, Jun Yu^{g,*}^a CREST-INSEE, 92245 Malakoff, France^b Department of Economics, University of Toronto, Canada^c Yale University, United States^d University of Auckland, New Zealand^e University of York, United Kingdom^f Singapore Management University, Singapore^g School of Economics and Sim Kee Boon Institute for Financial Economics, Singapore Management University, 90 Stamford Road, Singapore 178903, Singapore

ARTICLE INFO

Article history:

Available online 30 October 2009

JEL classification:

C33

Keywords:

Autoregression
Bias reduction
Dynamic panel
Fixed effects
Indirect inference

ABSTRACT

Maximum likelihood (ML) estimation of the autoregressive parameter of a dynamic panel data model with fixed effects is inconsistent under fixed time series sample size and large cross section sample size asymptotics. This paper proposes a general, computationally inexpensive method of bias reduction that is based on indirect inference, shows unbiasedness and analyzes efficiency. Monte Carlo studies show that our procedure achieves substantial bias reductions with only mild increases in variance, thereby substantially reducing root mean square errors. The method is compared with certain consistent estimators and is shown to have superior finite sample properties to the generalized method of moment (GMM) and the bias-corrected ML estimator.

© 2009 Elsevier B.V. All rights reserved.

1. Introduction

It is well known to econometricians that in dynamic panel models with fixed effects conventional estimation procedures such as (Gaussian) maximum likelihood (ML) or least-squares dummy-variable (LSDV) are asymptotically justified only when the number of time series observations (T) is large. For instance, when T is small and fixed (a single digit number, say, as occurs in many practical short time span panels), the ML estimator (MLE) is inconsistent under large N asymptotics. Nickell (1981) derived analytic formulae for the asymptotic bias under such fixed T , large N asymptotics. Using this formula and related formulae for cases with incidental trends (Phillips and Sul, 2007), it is easy to see that in many practically relevant cases the magnitude of the bias is considerable, and sometimes substantial enough to change the sign of the autoregressive coefficient estimate. At a more general level, the problem of estimation bias is of great importance in the practical use of econometric estimates, for instance, in testing theories and evaluating policies.

In the search for consistent estimators, much of the literature in the past two decades has focused on generalized method

of moment (GMM) procedures and estimation methods based on instrumental variable (IV) methods, often involving lagged variables as instruments. Important contributions include Holtz-Eakin et al. (1988), Arellano and Bond (1991), Ahn and Schmidt (1995), Hahn (1997), Blundell and Bond (1998), and Alvarez and Arellano (2003). Although GMM/IV estimators are consistent when designed properly to take into account the number of lags in the given model, consistency comes at a cost. In particular, the reduction in asymptotic bias in various GMM/IV estimators is the cost at an increase, which can be substantial, in the variance. Moreover, most of the consistent GMM estimates proposed in the literature are highly model specific. For example, the methods fail when the dynamic lag order is misspecified, and it is difficult to use the standard panel GMM estimators in more complicated frameworks, for instance, when there is nonlinearity in the dynamics (Hahn and Kuersteiner, 2002). Some new developments addressing these particular issues involve generalized model choice (Lee, 2008a) and nonparametric approaches (Lee, 2008b).

In the recent literature also, several improved estimation methods have been proposed, some of them motivated by the following idea. If a bias-corrected ML estimator can be found, such an estimator may outperform the consistent GMM/IV estimator on root mean squared error (RMSE) criteria (Bun and Carree, 2005; Kiviet, 1995; Hahn and Kuersteiner, 2002). Consequently, some attempts have been made to pursue this approach and correct for bias in the ML estimator under various circumstances.

* Corresponding author.

E-mail addresses: gouriero@ensae.fr (C. Gouriéroux), peter.phillips@yale.edu (P.C.B. Phillips), yujun@smu.edu.sg (J. Yu).

The present paper seeks to address the problem of bias reduction in dynamic panel modeling by using the technique of indirect inference. The indirect inference methodology was first introduced by Smith (1993) and Gouriéroux et al. (1993). It has proven to be a useful method for simulation-based estimation and inference in intractable structural models. Effective applications on indirect inference include Monfort (1996) to continuous time models, Dridi and Renault (2000) to semi-parametric models, Keane and Smith (2003) to discrete choice models, Garcia et al. (2004) to stable distributions, and Monfardini (1998) to stochastic volatility models. In the paper that is closest to the present contribution, Gouriéroux et al. (2000) demonstrate that indirect inference methods can be used in various time series models for bias correction. However, we know of no earlier implementation in the context of dynamic panel models.

Indirect inference has several advantages in dynamic panels. Its primary advantage is its generality. Unlike other bias reduction methods, such as those based on explicit analytic expressions for the bias function or the leading terms in an asymptotic expansion of the bias, the indirect inference technique calibrates the bias function via simulation and hence does not require a given explicit form for the bias function or its expansion. Consequently, the method is applicable in a broad range of model specifications including nonlinear models (but note also the recent work of Lee (2008b) on alternative nonparametric estimation methods). Since panel models are two-dimensional in the sample size, the bias term is often of a complicated form and may in some cases be infeasible to obtain, although Lee (2008a) provides some general expressions for higher order dynamic specifications. Even the asymptotic bias expansions can be complicated, especially as the model itself becomes more complex and includes other incidental effects such as trends. In all these cases, the versatility of indirect inference is a significant advantage and makes the method well suited for empirical implementation.

A second advantage of indirect inference is that the approach to bias reduction can be used with many different estimation methods, including general methods like ML or LSDV, and in doing so may inherit some of the nice properties of the initial estimators. For instance, it is well known that MLE has very small dispersion relative to many consistent estimators and indirect inference applied to the MLE should preserve its good dispersion characteristic while at the same time achieving substantial bias reductions. Accordingly, indirect inference can perform very well on RMSE comparisons, as our own simulations later confirm. Unlike some other bias correction techniques, which are designed specifically for particular cases (such as when T is either small or large), the method developed here is generic and works extremely well for any values of N and T . Finally, although indirect inference is a simulation-based method, which can in some cases be computationally involved, it is computationally inexpensive in the context of dynamic panel models. This is because we propose to use the MLE as the base estimator, and since the MLE has small variance only a small number of simulated paths is sufficient to ensure an accurate calibration of the bias function that is needed for the implementation of indirect inference. This is in sharp contrast to time series models.

Our findings indicate that indirect inference provides a very substantial improvement over existing methods. For example, when $T = 5$, and $N = 100$ in a simple dynamic panel model with autoregressive coefficient $\phi = 0.9$, the RMSE of the indirect inference estimator is 85.5%, 57.2%, 82.9%, and 28% smaller than that of a GMM estimator, the bias-corrected ML estimator of Hahn and Kuersteiner (2002), the ML estimator, and the new estimator of Han and Phillips (forthcoming), respectively.

Recently, an alternative simulation-based bias correction method via the bootstrap has been proposed by Everaert and Pozzi

(2007). Gouriéroux et al. (2000) compared these two simulation-based methods in the context of time series models and found no theoretical evidence for the dominance of one of them.

The paper is organized as follows. Section 2 briefly reviews various estimation methods in the context of a simple linear dynamic panel model. Section 3 introduces a generic version of the indirect inference procedure and gives some statistical properties of the resulting estimator related to unbiasedness and efficiency. In Section 4, the finite sample performance of the indirect inference estimate is compared with that of some existing approaches. Section 5 extends the method to more general specifications and Section 6 concludes.

2. Some existing estimation methods in dynamic panel models

We start the discussion with a brief review of the well-known bias result for the following simple dynamic panel model with fixed effects:

$$y_{it} = \alpha_i + \phi y_{it-1} + \epsilon_{it}, \tag{1}$$

where $\epsilon_{it} \sim iid N(0, \sigma^2)$, $i = 1, \dots, N, t = 1, \dots, T$, the true value of ϕ is $\phi_0 \in \Phi$ with Φ being a compact set in the stable region and $|\phi_0| < 1$. The initial condition is set to be

$$y_{i0} = \frac{\alpha_i}{1 - \phi} + \frac{\epsilon_{i0}}{\sqrt{1 - \phi^2}},$$

where $\epsilon_{i0} \sim N(0, \sigma^2)$, independent of $\{\epsilon_{it}, i = 1, \dots, N, t = 1, \dots, T\}$, so that the distribution of y_{i0} follows the stationary distribution of the AR(1) process (1).

The ML (fixed effects or within-group or LSDV) estimator of ϕ is given by

$$\hat{\phi}_{NT}^{ML} = (y'_{-} A y_{-})^{-1} y'_{-} A y, \tag{2}$$

where $y = (y_1, \dots, y_N)'$ with $y_i = (y_{i1}, \dots, y_{iT})'$, $A = I_N \otimes A_T$ with $A_T = I_T - \frac{1}{T} 1_T 1_T'$, $y_{-} = (y_{1-}, \dots, y_{N-})'$ with $y_{i-} = (y_{i0}, \dots, y_{iT-1})'$.

Nickell (1981) showed that the ML estimator is inconsistent when $N \rightarrow \infty$ and T is fixed. The reason for the inconsistency comes from the endogeneity of the regressor in the de-meaned regression,

$$y_{it} - y_{i\bullet} = \phi (y_{it-1} - y_{i\bullet-1}) + (\epsilon_{it} - \epsilon_{i\bullet}),$$

where $y_{i\bullet} = \sum_{t=1}^T y_{it}/T$, $y_{i\bullet-1} = \sum_{t=0}^{T-1} y_{it}/T$, $\epsilon_{i\bullet} = \sum_{t=1}^T \epsilon_{it}/T$. Since the regressor and the disturbance term are correlated in this regression and this correlation does not disappear as $N \rightarrow \infty$ when T is finite, the ML estimator (2) is asymptotically biased. Nickell (1981)'s expression for the asymptotic bias is

$$\begin{aligned} \text{plim}_{N \rightarrow \infty} (\hat{\phi}_{NT}^{ML} - \phi_0) &= -\frac{(1 - \phi_0^2) f_T(\phi_0)}{T - 1} \left(1 - \frac{2\phi_0 f_T(\phi_0)}{T - 1} \right)^{-1} \\ &= G_T(\phi_0), \end{aligned} \tag{3}$$

where $f_T(\phi) = \frac{1}{1-\phi} \left(1 - \frac{1-\phi^T}{T(1-\phi)} \right)$. The bias disappears as $T \rightarrow \infty$, but may be considerable for small values of T , and the smaller T is, the larger the bias. If $\phi_0 > 0$, the bias is always negative, and the larger ϕ_0 is, the larger the bias. But the bias does not disappear as ϕ_0 goes to zero.

Applying the first difference transformation to (1), we have

$$\Delta y_{it} = \phi \Delta y_{it-1} + \Delta \epsilon_{it}, \tag{4}$$

which gives rise to the following moment conditions:

$$E(\Delta y_{it-1} \times y_{it-s}) = 0, \quad \text{for } s = 2, 3, \dots, t - 1. \tag{5}$$

Eq. (5) suggests a GMM/IV approach to estimation for the equation in first difference form. This GMM/IV procedure was introduced and developed by Andersen and Hsiao (1981, 1982), Holtz-Eakin

et al. (1988) and Arellano and Bond (1991), and the resulting estimator is consistent as long as $N \rightarrow \infty$ regardless of T . More sophisticated GMM/IV procedures have been proposed in recent years by, among others, Arellano and Bover (1995) and Blundell and Bond (1998).

Despite the consistency property of GMM/IV, it is known that its finite sample properties can be poor. A particular handicap of this approach is that as the autoregressive parameter moves close to unity the instruments become weak and attendant problems of weak instrumentation arise. In such cases, the GMM/IV estimator of the autoregressive parameter can suffer from substantial bias and large variation. In other circumstances, when the number of moment conditions becomes large, the GMM/IV estimator also suffers from large finite sample bias (Bun and Kiviet, 2006; Ziliak, 1997). Finally, the GMM/IV estimator is designed for linear dynamic systems and is not readily applicable to nonlinear models.

To overcome the weak instrumentation problem that arises in near unit root panels, Han and Phillips (forthcoming) replaced the weak moment conditions (5) by a set of new moment conditions, i.e.,

$$E(\Delta y_{it-1} \times [(2\Delta y_{it} + \Delta y_{it-1}) - \phi \Delta y_{it-1}]) = 0. \quad (6)$$

This approach leads to a new estimator of the form

$$\hat{\phi}_{NT}^{HP} = \frac{\sum_{i=1}^N \sum_{t=1}^T \Delta y_{it-1} (2\Delta y_{it} + \Delta y_{it-1})}{\sum_{i=1}^N \sum_{t=1}^T (\Delta y_{it-1})^2}. \quad (7)$$

Han and Phillips (forthcoming) established the following large N and large T asymptotics for this estimator:

$$\sqrt{NT}(\hat{\phi}_{NT}^{HP} - \phi) \Rightarrow N(0, 2(1 + \phi)), \quad (8)$$

and found that these asymptotics work very well when ϕ is close to 1, even for T as small as 3.

Hahn and Kuersteiner (2002) also resorted to large N and T asymptotics. In particular, they showed that when both N and T approach infinity and $0 < \lim \frac{N}{T} = c < \infty$,

$$\sqrt{NT} \left(\hat{\phi}_{NT}^{ML} - \left(\phi - \frac{1}{T}(1 + \phi) \right) \right) \Rightarrow N(0, (1 - \phi^2)). \quad (9)$$

As T passes to infinity, the ML estimator becomes consistent. However, the asymptotic distribution is not centered at the origin and there is an asymptotic bias in the limiting distribution. Accordingly, Hahn and Kuersteiner (2002) introduced a bias-corrected ML estimator centered at the origin, which is a feasible version of the bias-corrected ML estimator of Kiviet (1995) because it does not require that the true value ϕ_0 be known. If the bias-corrected MLE is denoted by $\hat{\phi}_{NT}^{HK}$, Hahn and Kuersteiner (2002) showed that

$$\sqrt{NT}(\hat{\phi}_{NT}^{HK} - \phi) \Rightarrow N(0, (1 - \phi^2)). \quad (10)$$

Since $1 - \phi^2 < 2(1 + \phi)$, $\hat{\phi}_{NT}^{HK}$ always has a smaller asymptotic variance than $\hat{\phi}_{NT}^{HP}$. Bun and Carree (2005) proposed alternative bias-corrected ML estimators under the assumption that T may be small.

Using simulations, Kiviet (1995) showed that, in many practically relevant cases, the bias-corrected ML estimator has smaller RMSE than various GMM estimators. Hahn and Kuersteiner (2002) also examined the finite sample properties of the bias-corrected ML estimator and made comparisons with GMM. From these studies, the superiority of the bias-corrected ML estimator over GMM is now documented in many empirically relevant circumstances. The improvement is particularly substantial when ϕ is close to unity.

The above-mentioned bias-corrected ML estimators rely on the explicit formula for the bias or the explicit formula for the first terms of the bias expansion. The computation of the bias can also be achieved via simulation. In a recent contribution, Everaert and Pozzi (2007) showed how the bootstrap estimator, introduced initially by Efron (1979), can be used to compute the bias function. The indirect inference estimator suggested here can be regarded as an alternative way of computing the bias function via simulation.

3. Estimating dynamic panel models via indirect inference

3.1. Estimating AR(1) models via indirect inference

The indirect inference procedure, first introduced by Gouriéroux et al. (1993) and independently proposed by Smith (1993) and Gallant and Tauchen (1996), can be understood as a generalization of the simulated method of moments approach of Duffie and Singleton (1993). It has been found to be a highly useful procedure when the moments and the likelihood function of the true model are difficult to deal with, but the true model is amenable to data simulation. Gouriéroux et al. (1993) provided conditions under which the indirect inference estimator has desirable large sample properties, such as consistency and asymptotic normality.

A carefully designed indirect inference estimator can have good small sample properties, too, as shown by Gouriéroux et al. (2000) in the time series context. Because our procedure is closely related to that given in Gouriéroux et al. (2000), we first review that method in the context of a simple AR(1) model.

Suppose we need to estimate the parameter ϕ in the AR(1) model

$$y_t = \phi y_{t-1} + \epsilon_t,$$

from observations $y = \{y_0, y_1, \dots, y_T\}$, where the true value of ϕ is ϕ_0 , which lies in a compact set Φ of the stable region and $|\phi_0| < 1$. It is well known that standard procedures such as ML and least squares (LS) produce downward biased coefficient estimators of ϕ in finite samples. Using analytic techniques in a simple case, Hurwicz (1950) demonstrated this AR bias effect, and showed that the bias does not go to zero as the AR coefficient goes to zero and that the bias increases as the AR coefficient moves towards unity. It is now well known that this bias is accentuated in models with fitted intercept and trends (Orcutt and Winokur, 1969).

Various techniques have been proposed to correct the bias in the ML estimator of ϕ in the AR(1). Examples include Kendall (1954), Quenouille (1956), Efron (1979), and Andrews (1993). Some of these methods, such as Kendall's procedure, require explicit knowledge of the first term of the asymptotic expansion of the bias in powers of $\frac{1}{T}$.

The indirect inference method proposed by Gouriéroux et al. (2000) makes use of simulations to calibrate the bias function and requires neither the explicit form of the bias, nor the bias expansion. This advantage seems important when the computation of the bias expression is analytically involved, and it becomes vital when the bias and the first term of the bias asymptotic expansions are too difficult to compute explicitly.

The idea of indirect inference as it is used here is as follows. Given a parameter choice ϕ , let $\tilde{y}^h(\phi) = \{\tilde{y}_0^h, \tilde{y}_1^h, \dots, \tilde{y}_T^h\}$ be data simulated from the true model, where $h = 1, \dots, H$, with H being the number of simulated paths. It should be emphasized that it is important to choose the number of observations in $\tilde{y}^h(\phi)$ to be the same as the number of observations in the observed sequence y for the purpose of the bias calibration.

The central idea is then to match various functions of the simulated data with those of observed data in order to estimate parameters. Suppose Q_T is the objective function of a certain estimation method applied to an auxiliary model which is indexed

by the parameter θ . Define the corresponding estimator based on the observed data by

$$\hat{\theta}_T = \operatorname{argmax}_{\theta \in \Theta} Q_T(y),$$

and the corresponding estimator based on the h th simulated path by

$$\tilde{\theta}_T^h(\phi) = \operatorname{argmax}_{\theta \in \Theta} Q_T(\tilde{y}^h(\phi)),$$

where Θ is a compact set.

The indirect inference estimator is defined by

$$\hat{\phi}_{T,H}^H = \operatorname{argmin}_{\phi \in \Phi} \left\| \hat{\theta}_T - \frac{1}{H} \sum_{h=1}^H \tilde{\theta}_T^h(\phi) \right\|, \tag{11}$$

where $\| \cdot \|$ is some finite-dimensional distance metric. In the case where H tends to infinity, the indirect inference estimator becomes

$$\hat{\phi}_T^H = \operatorname{argmin}_{\phi \in \Phi} \|\hat{\theta}_T - E(\tilde{\theta}_T^h(\phi))\|. \tag{12}$$

It is useful to define the so-called binding function as

$$b_T(\phi) = E(\tilde{\theta}_T^h(\phi)).$$

In the case where the number of parameters in the auxiliary model is the same as that in the true model (this is always the case when the auxiliary model is chosen to be the true model), and b_T is invertible, the indirect inference estimator is given by

$$\hat{\phi}_T^H = b_T^{-1}(\hat{\theta}_T).$$

The procedure essentially builds in a small-sample bias correction to parameter estimation, with the bias being computed directly by simulation. To see this, suppose that the true value of ϕ is 0.9, and that the given estimator (like OLS in the present case) has downward bias. For example, suppose that $\hat{\phi}_T = 0.85$ is the realized value of the estimate. We do not use the value 0.85 to estimate ϕ , but instead use the value of ϕ that yields the averaged estimated ϕ of 0.85 from simulated data. Since the bias occurs in $\hat{\phi}_T$, it should also occur in the binding function $b_T(\phi)$. Hence, with the bias correction that is built into the inversion $\hat{\phi}_T^H = b_T^{-1}(\hat{\phi}_T)$, the estimator is exactly “ b_T -mean-unbiased” for ϕ . That is, $E(b_T(\hat{\phi}_T^H)) = b_T(\phi_0)$. Gouriéroux et al. (2000) established conditions under which the indirect inference estimator is “ b_T -mean-unbiased”, and related the indirect inference estimator to the median unbiased estimator of Andrews (1993) and the bootstrap estimator of Efron (1979).

In practice, three choices have to be made: the number of simulated paths H , the estimation criterion Q_T , and the distribution of the data used in the simulation. Of course, H cannot be infinite and the choice of H has to be made to ensure that $E(\tilde{\theta}_T^h(\phi))$ is well approximated by $\frac{1}{H} \sum_{h=1}^H \tilde{\theta}_T^h(\phi)$, which will be guaranteed by the use of large H . When the true model is easy to estimate (although the resulting estimator may be severely biased) – for example, when the likelihood function has a closed-form expression – the estimation criterion can be maximum likelihood applied to the true model itself. The simulation results reported in Gouriéroux et al. (2000) suggest that the indirect inference method, when $H = 15,000$ and estimation criterion is maximum likelihood, works as well as the median unbiased estimator of Andrews (1993). Both these methods are, of course, dependent on the validity of the assumed data distribution for the validity of the finite sample binding formula.

It is necessary to apply the Common Random Numbers (CRNs) technique during the numerical optimization to enforce a smooth surface for the objective function. That is, the H simulated paths are always obtained from a fixed set of canonical random numbers, which are typically uniform variates or standardized normals.

3.2. Estimating panel models via indirect inference

In the context of dynamic panel models, the bias correction methods proposed by Kiviet (1995), Bun and Carree (2005), and Hahn and Kuersteiner (2002) all work under linear specifications and for a given first order lag structure. When the panel model becomes more complicated, analytic derivations of the bias function become much more involved, if not impossible. Some recent generalizations for higher order dynamic structures and nonlinear models have been developed by Lee (2008a,b). Use of approaches to bias elimination that require knowledge of the bias function imposes further challenges as the model complexity increases. Moreover, when the model is nonlinear, GMM is not readily available as the classical moment conditions are no longer valid.

As a general principle to correct for bias, indirect inference has the advantage that it can be applied to many models and estimators. The present paper proposes indirect inference in conjunction with the MLE as the baseline estimator and chooses the auxiliary model to be the true model.

When applying ML to estimate the linear panel model (1) with the observed data, we obtain $\hat{\phi}_{NT}^{ML}$ defined by (2). Let the ML estimator of (1) with the h th simulated path, given ϕ , be denoted by $\tilde{\phi}_{NT}^{h,ML}(\phi)$; that is,

$$\tilde{\phi}_{NT}^{h,ML}(\phi) = ((\tilde{y}_-^h)' A \tilde{y}_-^h)^{-1} (\tilde{y}_-^h)' A \tilde{y}^h, \tag{13}$$

where $\tilde{y}^h = (\tilde{y}_1^h, \dots, \tilde{y}_N^h)'$ with $\tilde{y}_i^h = (\tilde{y}_{i1}^h, \dots, \tilde{y}_{iT}^h)'$, $\tilde{y}_-^h = (\tilde{y}_{1-}^h, \dots, \tilde{y}_{N-}^h)'$, with $\tilde{y}_{i-}^h = (\tilde{y}_{i0}^h, \dots, \tilde{y}_{iT-1}^h)'$. Note that \tilde{y}^h depends on (ϕ) . For the sake of presentation we simply write $\tilde{y}^h = \tilde{y}^h(\phi)$.

The indirect inference estimator is defined by

$$\hat{\phi}_{NT}^H = \operatorname{argmin}_{\phi \in \Phi} \|\hat{\phi}_{NT}^{ML} - b_{NT}(\phi)\|, \tag{14}$$

where $\| \cdot \|$ is a distant metric and $b_{NT}(\phi)$ is the binding function defined by

$$b_{NT}(\phi) = E(\tilde{\phi}_{NT}^{h,ML}(\phi)).$$

In practice, of course, we replace $b_{NT}(\phi)$ in (14) by $\frac{1}{H} \sum_{h=1}^H \tilde{\phi}_{NT}^{h,ML}(\phi)$. Since ML generally has small variance in dynamic panel models because N is large, even small values of H appear to be sufficient to ensure good finite sample performance of the estimator, as shown in the simulation study below.

To discuss the “unbiasedness” property, we impose the following condition.

Assumption 1. The binding function $b_{NT}(\cdot)$, mapping from Φ to $b_{NT}(\Phi)$, is uniformly continuous and one-to-one.

By construction, when $H = \infty$, we have

$$E(b_{NT}(\hat{\phi}_{NT}^H)) = E(\hat{\phi}_{NT}^{ML}) = E(\tilde{\phi}_{NT}^{h,ML}(\phi_0)) = b_{NT}(\phi_0).$$

By Assumption 1, b_{NT} is invertible and hence $b_{NT}^{-1}(E(b_{NT}(\hat{\phi}_{NT}^H))) = \phi_0$, from which we deduce that $\hat{\phi}_{NT}^H$ is “ b_{NT} -mean-unbiased”.¹ Formally stated, we have the following result.

Theorem 1. If Assumption 1 holds, the indirect inference estimator defined in (14) is “ b_{NT} -mean-unbiased”; that is,

$$b_{NT}^{-1}(E(b_{NT}(\hat{\phi}_{NT}^H))) = \phi_0.$$

¹ While it would be better to provide a set of primitive assumptions to ensure the invertibility of $b_{NT}(\phi)$, it is generally difficult to do so. We refer readers to Andrews (1993) who acknowledged this difficulty in a similar but simpler context. Following the suggestion by Andrews (1993), we show the invertibility of $b_{NT}(\phi)$ by simulations.

Remark 1. The property of “ b_{NT} -unbiasedness” derived above does not impose any restriction on N or T . This is in contrast with the existing bias-corrected estimators which require either large N , or large T , or both. But the procedure does make use of explicit distributional assumptions on data generation – here the normality of the inputs ϵ_{it} in (1). However, as $N \rightarrow \infty$, the binding function $b_{NT}(\phi)$ will depend on T and certain moments of the data that will be consistently estimated in the simulations as $N \rightarrow \infty$, so that some robustness to the distribution of the input variables can be expected in this case. Similarly, while limiting normality is obtained for the Han and Phillips (forthcoming) estimator when $N \rightarrow \infty$ for fixed T , the expression for the variance in that limit distribution depends on T and on certain moments of the data, which again may be estimated consistently using the cross section observations. So, the methods may be regarded as having similar forms of distributional dependence, at least for large N .

Remark 2. The “ b_{NT} -unbiasedness” in general does not imply “mean-unbiasedness” or vice versa. In the case where $b_{NT}(\phi)$ is a linear function in ϕ , however, these two concepts are equivalent. When $b_{NT}(\phi)$ is close to a linear function, which is perhaps a practically relevant case, we may expect $\hat{\phi}_{NT}^H$ to be close to “mean-unbiasedness”.

To develop an asymptotic theory for the indirect inference estimator, we can adopt a double index asymptotic theory. In particular, it is convenient to follow the framework of Hahn and Kuersteiner (2002), so that asymptotic normality of the base estimator, the autoregressive coefficient ML estimator ($\hat{\phi}_{NT}^{ML}$), applies. Theorem 2 develops the asymptotic theory and its proof is given in the Appendix. The next condition is useful in this regard.

Assumption 2. (i) $|\phi_0| < 1$; (ii) $N \rightarrow \infty, T \rightarrow \infty$, and $0 < \lim(N/T) \equiv c < \infty$; (iii) $(1/N) \sum_{i=1}^N |\alpha_i|^2 = O(1)$.

Theorem 2. Under Assumptions 1 and 2, we have

$$\sqrt{NT}(\hat{\phi}_{NT}^H - \phi_0) \Rightarrow N(0, (1 - \phi_0^2)).$$

Remark 3. Under these double index asymptotics, the asymptotic distribution of the indirect inference estimator is identical to that of the bias-corrected MLE of Hahn and Kuersteiner. As shown by Hahn and Kuersteiner using convolution theory, this asymptotic variance achieves a lower bound for regular estimators (e.g., van de Vaart, 2000) and hence the indirect inference estimator is asymptotically efficient in this sense under double index asymptotics.

We now discuss the issue of efficiency for large N and finite T . In this case, the estimator $\hat{\phi}_{NT}^{ML}$ is asymptotically biased and we do not know of a corresponding extension of the convolution theory developed by Hahn and Kuersteiner under the double index asymptotics and Gaussian errors. For the case of large N and finite T we impose the following smoothness assumption on the function b_{NT} , which seems mild under the given distributional assumption and the restriction to the stable region Φ .

Assumption 3. The binding function $b_{NT}(\cdot)$ and its inverse $b_{NT}^{-1}(\cdot)$ are continuously differentiable on Φ .

Notwithstanding the absence of a suitable asymptotic theory under finite T , we may formally apply the standard Cramér–Rao bound theory in this framework as follows. Under Assumption 3, the variance of an unbiased estimator of $b(\phi)$ is no less than

$$\text{Bound}(b) = \left(\frac{\partial b(\phi_0)}{\partial \phi} \right)^2 I^{\phi\phi},$$

where $I^{\phi\phi}$ is the element of the inverse of the information matrix corresponding to parameter ϕ . Note that the information matrix in this case involves all the parameters in the model, namely, $\phi, \alpha_1, \dots, \alpha_N, \sigma^2$.

Any biased estimator of the parameter ϕ can be considered as an unbiased estimator of its mean. Accordingly, assume that the estimator $\hat{\phi}$ has mean $b_{NT}(\phi)$ which is dependent only on ϕ and the sample sizes.² Then, according to the above, we have

$$\text{Var}(\hat{\phi}) \geq \left(\frac{\partial b_{NT}(\phi_0)}{\partial \phi} \right)^2 I^{\phi\phi},$$

and its “lack of efficiency” can be measured by

$$\left(\frac{\partial b_{NT}(\phi_0)}{\partial \phi} \right)^{-2} \frac{\text{Var}(\hat{\phi})}{I^{\phi\phi}}.$$

Similarly, the lack of efficiency of any unbiased estimator $\hat{\phi}$ of ϕ may be measured by $\frac{\text{Var}(\hat{\phi})}{I^{\phi\phi}}$.

Consider the indirect inference estimator $\hat{\phi}_{NT}^H$ associated with $\hat{\phi}_{NT}^{ML}$. We have

$$\hat{\phi}_{NT}^H = b_{NT}^{-1}(\hat{\phi}_{NT}^{ML}).$$

Let us now assume that N is large, in which case the estimator $\hat{\phi}_{NT}^{ML}$ converges to a limit $b_T(\phi_0)$ as $N \rightarrow \infty$. By virtue of the delta method applied to

$$\hat{\phi}_{NT}^H = b_{NT}^{-1}(\hat{\phi}_{NT}^{ML}) = b_{NT}^{-1}(b_{NT}(\phi_0) + \hat{\phi}_{NT}^{ML} - b_{NT}(\phi_0)),$$

we have

$$\text{Var}(\hat{\phi}_{NT}^H) \approx \left(\frac{\partial b_T(\phi_0)}{\partial \phi} \right)^{-2} \text{Var}(\hat{\phi}_{NT}^{ML}), \tag{15}$$

and hence

$$\frac{\text{Var}(\hat{\phi}_{NT}^H)}{I^{\phi\phi}} \approx \left(\frac{\partial b_T(\phi_0)}{\partial \phi} \right)^{-2} \frac{\text{Var}(\hat{\phi}_{NT}^{ML})}{I^{\phi\phi}}. \tag{16}$$

The asymptotic approximation (16) suggests that the indirect inference estimator should inherit some of the “efficiency” properties of the initial estimator treated as an estimator of its mean.

Remark 4. The change in the mean squared error (MSE) of $\hat{\phi}_{NT}^H$ over that of $\hat{\phi}_{NT}^{ML}$ is due to the reduction (often substantial) that takes place in the bias of the estimator and to the fact that the change in variance is often minor. In fact, the change in the variance depends largely on $\frac{\partial b_T(\phi_0)}{\partial \phi}$, as seen above. For $\left| \frac{\partial b_T(\phi_0)}{\partial \phi} \right| > 1$, $\hat{\phi}_{NT}^H$ has a smaller variance than the initial estimator, and for $\left| \frac{\partial b_T(\phi_0)}{\partial \phi} \right| < 1$, $\hat{\phi}_{NT}^H$ has a larger variance than the initial estimator. For the present model, the following expression for $b_T(\phi)$ follows from the Nickell bias formula (6) and the asymptotic expansion of this bias for large T given in Phillips and Sul (2007):

$$\begin{aligned} b_T(\phi) &= \phi + G_T(\phi) \\ &= \begin{cases} \phi - \frac{1 + \phi}{T} + O(T^{-2}) & \text{for } |\phi| < 1 \\ \phi - \frac{3}{T} & \text{for } |\phi| = 1. \end{cases} \end{aligned} \tag{17}$$

Note that although $b_T(\phi)$ is continuous in ϕ as ϕ passes through unity, its asymptotic expansion as $T \rightarrow \infty$ is not, and the

² This is justified by formula (13) and holds for the present simple panel dynamic model.

bias expression given in (17) for the case $\phi = 1$ is exact. The derivative $\frac{\partial b_T(\phi_0)}{\partial \phi} = 1 + O(T^{-1})$ is well behaved and for large T has a magnitude that is less than unity in the stationary case. Hence, according to this asymptotic expression, the variance of $\hat{\phi}_{NT}^I$ should be greater than that of the initial ML estimator, an outcome confirmed in the simulations below.³

4. Monte Carlo results

This section reports the results of some simulation experiments examining the relative performance of the proposed procedure against certain alternative methods. Following Hahn and Kuersteiner (2002), the data are generated from the following linear dynamic panel model,

$$y_{it} = \alpha_i + \phi_0 y_{it-1} + \epsilon_{it},$$

where $\epsilon_{it} \sim iid N(0, 1)$, $\alpha_i \sim iid N(0, 1)$, $\phi_0 = 0, 0.3, 0.6, 0.9$ and α_i and ϵ_{it} are assumed to be independently distributed. The initial condition is

$$y_{i0} | \alpha_i \sim N \left(\frac{\alpha_i}{1 - \phi_0}, \frac{1}{\sqrt{1 - \phi_0^2}} \right).$$

We choose $N = 100, 200$ and $T = 5, 10, 20$. For each combination of N and T , we employ five methods to estimate ϕ : ML, GMM, the method proposed by Han and Phillips (forthcoming), the bias-corrected ML method of Hahn and Kuersteiner (2002), and the indirect inference method developed here. The design of the experiment is identical to that in Hahn and Kuersteiner (2002) to aid comparisons. Although a linear model is considered in these experiments so that GMM, the Han–Phillips method and the Hahn–Kuersteiner method can be compared, it is worth pointing out that the indirect inference approach can be applied to more complicated models. For GMM and the bias-corrected ML, we simply report the results of Hahn and Kuersteiner (2002). For the indirect inference method, we first choose $H = 10$ and later investigate the performance of our estimator for larger values of H . During data simulation, it is assumed that we know the variance of ϵ_{it} and the distribution of α_i . However, this assumption is not needed as the ML estimator (2) does not depend on it.

Table 1 reports the biases and RMSEs of all five estimates obtained from 5000 replications. The following general results emerge. First, ML has serious bias problems in all cases. In general, the ML bias becomes larger as ϕ moves closer to unity or N gets larger, but becomes smaller as T gets larger, all of which corroborates the asymptotic theory.

Second, although GMM alleviates the bias problems in all cases, the biases remain substantial when ϕ is close to unity. Compared with ML, GMM generally has smaller RMSEs. However, some exceptions to this occur when T is small and ϕ is close to unity. The large values of the variance and bias in cases where ϕ is close to unity are evidence of the weak instrumentation of GMM in these cases. It is interesting that these effects are strongly manifested even at $\phi = 0.9$, which is some distance from unity.

Third, the bias-corrected ML substantially alleviates the bias problems in all cases, as it is designed to do, at least when T is modestly large. Like ML and GMM, the bias in the bias-corrected ML becomes larger when ϕ gets larger, but becomes smaller when T is larger. Interestingly, the bias is still substantial in this bias-corrected version for $\phi = 0.9$. However, the bias-corrected ML has

smaller RMSE than ML in all cases and has smaller RMSE than GMM in almost all cases.

Fourth, the Han–Phillips estimator provides very good bias correction in all cases, including those cases where ϕ is close to unity. This is not surprising as the problem of weak instrumentation is avoided in this approach. Like the three methods discussed above, the RMSE becomes larger as ϕ gets larger. Unlike these other methods, however, the bias does not seem to depend on ϕ . Moreover, the method dominates ML in terms of RMSEs in all cases due to its ability to remove the bias. It also dominates GMM and bias-corrected ML in terms of RMSE when ϕ is close to unity except when T is large. This result is interesting and somewhat surprising as the bias-corrected ML estimator is asymptotically more efficient than the Han–Phillips estimator.

Finally, the most important comparisons are between the indirect inference estimates with the other four estimates. With $H = 10$, the indirect inference procedure removes the bias more successfully than GMM, ML and the bias-corrected ML except possibly when $\phi = 0$, but less successfully than the Han–Phillips method. As shown later, however, with increased values for H , the indirect inference method is much more effective in removing bias and has performance that is comparable with the Han–Phillips method in terms of bias correction. Like Han–Phillips, the bias does not seem to depend on ϕ . In terms of RMSE, indirect inference estimates clearly dominate all the other estimates in almost all cases. The larger ϕ is, the more substantial the improvement of the indirect inference method over the existing methods. For example, when $T = 5, N = 100, \phi = 0.9$, the RMSE of the indirect inference estimates is 85.5%, 57.2%, 82.9%, and 28% smaller than that of GMM, the bias-corrected ML, ML, and Han and Phillips's estimates, respectively. When $T = 10, N = 200, \phi = 0.9$, the RMSE of the indirect inference estimates is 84.7%, 66.2%, 88.7%, and 41.8% smaller than that of the other four estimates, respectively.

To investigate the sensitivity of the performance of the indirect inference method to the choice of H , Table 2 reports the biases and the RMSEs when $H = 10, 50, 250$. With large values of H , we expect indirect inference to have better finite sample properties. This is confirmed in Table 2. When $H = 250$, the biases almost completely disappear. However, the improvement in terms of RMSE is marginal, especially from $H = 50$ to $H = 250$. This finding suggests that the initial estimator (ML) indeed has a small variance and hence a small value of H delivers satisfactory approximation of the binding function by $H^{-1} \sum_{h=1}^H \tilde{\phi}_{NT}^{h,ML}(\phi)$. Consequently, despite being a simulation-based estimation procedure, the indirect inference method is not computationally expensive in the context of simple first order linear dynamic panel models.

To understand why the indirect inference method can successfully remove the bias with only mild increase in variance, we plot the binding functions in Figs. 1 and 2. Fig. 1 corresponds to the cases where $T = 5, 10, 20$ and $N = 100$ whereas Fig. 2 corresponds to the cases where $T = 5, 10, 20$ and $N = 200$. First, the binding functions are seen to be invertible and so Assumption 1 holds by simulation verification. Second, the binding functions are virtually linear, implying that the indirect inference estimator should be exactly mean unbiased. Third, the slopes of the binding functions are slightly less than 1, suggesting that the variance of the indirect inference estimator should be slightly larger than MLE. All the results have been confirmed by simulation.

5. Extensions

In this section, we show that the indirect inference method is quite general and can be applied in many other panel models with little modification. In particular, we will discuss the applicability of the indirect inference method in the context of a dynamic

³ Recently, Phillips and Yu (2009a, 2009b) have found evidence of variance reduction by indirect inference in the context of parameter estimation and asset price estimation of continuous time models, respectively, when data are very persistent.

Table 1
Monte Carlo comparison of the bias and RMSE of the GMM estimator of Arellano and Bover, the corrected ML estimator of Hahn and Kuersteiner (HK), ML, the new GMM estimator of Han and Phillips (HP), and the indirect inference (II) estimator of ϕ for the dynamic panel model. The number of simulated paths is set to be 10 for indirect inference. The number of replications is set at 5000.

Case	T	N	ϕ	Bias in $\hat{\phi}$					RMSE of $\hat{\phi}$				
				GMM	HK	ML	HP	II	GMM	HK	ML	HP	II
5	100	0	-0.011	-0.039	-0.1993	0.0038	-0.0297	0.074	0.065	0.2041	0.0877	0.0635	
5	100	0.3	-0.027	-0.069	-0.2741	0.0041	-0.0384	0.099	0.089	0.2779	0.0948	0.0868	
5	100	0.6	-0.074	-0.115	-0.3619	0.0044	-0.0291	0.160	0.129	0.3650	0.1021	0.0761	
5	100	0.9	-0.452	-0.178	-0.4642	0.0039	-0.0282	0.552	0.187	0.4667	0.1111	0.0799	
5	200	0	-0.006	-0.041	-0.2002	-0.0003	0.0117	0.053	0.055	0.2026	0.0624	0.0433	
5	200	0.3	-0.014	-0.071	-0.2751	-0.0004	0.0068	0.070	0.081	0.2771	0.0676	0.0770	
5	200	0.6	-0.038	-0.116	-0.3631	-0.0008	0.0233	0.111	0.124	0.3647	0.0729	0.0564	
5	200	0.9	-0.337	-0.178	-0.4654	-0.0021	0.0273	0.443	0.183	0.4668	0.0792	0.0616	
10	100	0	-0.011	-0.010	-0.0996	0.0023	-0.0198	0.044	0.036	0.1044	0.0512	0.0407	
10	100	0.3	-0.021	-0.019	-0.1350	0.0022	-0.0147	0.053	0.040	0.1371	0.0572	0.0404	
10	100	0.6	-0.045	-0.038	-0.1791	0.0021	-0.0046	0.075	0.051	0.1818	0.0626	0.0392	
10	100	0.9	-0.218	-0.079	-0.2448	0.0016	0.0052	0.248	0.085	0.2465	0.0682	0.0408	
10	200	0	-0.006	-0.011	-0.1001	0.0004	0.0038	0.031	0.027	0.1025	0.0366	0.0253	
10	200	0.3	-0.011	-0.019	-0.1352	0.0001	0.0054	0.038	0.032	0.1371	0.0406	0.0263	
10	200	0.6	-0.025	-0.037	-0.1789	-0.0003	0.0034	0.051	0.045	0.1802	0.0441	0.0262	
10	200	0.9	-0.152	-0.079	-0.2439	-0.0006	0.0041	0.181	0.082	0.2447	0.0476	0.0277	
20	100	0	-0.011	-0.003	-0.0497	0.0012	-0.0050	0.029	0.024	0.0545	0.0338	0.0239	
20	100	0.3	-0.017	-0.005	-0.0663	0.0012	-0.0025	0.033	0.024	0.0699	0.0383	0.0240	
20	100	0.6	-0.029	-0.011	-0.0859	0.0011	0.0018	0.042	0.024	0.0883	0.0423	0.0224	
20	100	0.9	-0.100	-0.032	-0.1203	0.0010	-0.0044	0.109	0.037	0.1215	0.0460	0.0209	
20	200	0	-0.006	-0.003	-0.0501	0.0002	0.0056	0.020	0.017	0.0525	0.0240	0.0175	
20	200	0.3	-0.009	-0.005	-0.0605	0.0000	0.0059	0.022	0.017	0.0683	0.0270	0.0174	
20	200	0.6	-0.016	-0.010	-0.0858	-0.0002	0.0057	0.027	0.018	0.0869	0.0296	0.0163	
20	200	0.9	-0.065	-0.031	-0.1199	-0.0002	0.0058	0.074	0.034	0.1204	0.0317	0.0152	

Table 2
Monte Carlo comparison of the bias and RMSE of the indirect inference estimator of ϕ for the dynamic panel model with different numbers (H) of simulated paths. The number of simulated paths is set to be $H = 10, 50,$ and 250 . The number of replications is set at 5000.

Case	T	N	ϕ	Bias in $\hat{\phi}$			RMSE of $\hat{\phi}$		
				$H = 10$	$H = 50$	$H = 250$	$H = 10$	$H = 50$	$H = 250$
5	100	0	-0.0297	-0.0082	0.0007	0.0635	0.0571	0.0570	
5	100	0.3	-0.0384	-0.0181	-0.0074	0.0868	0.0817	0.0814	
5	100	0.6	-0.0291	-0.0112	0.0005	0.0761	0.0706	0.0696	
5	100	0.9	-0.0282	-0.0088	0.0000	0.0799	0.0777	0.0760	
5	200	0	0.0117	-0.0043	-0.0002	0.0433	0.0413	0.0408	
5	200	0.3	0.0068	-0.0126	-0.0102	0.0770	0.0742	0.0741	
5	200	0.6	0.0233	-0.0023	-0.0003	0.0564	0.0503	0.0503	
5	200	0.9	0.0273	-0.0058	-0.0030	0.0616	0.0540	0.0542	
10	100	0	-0.0198	-0.0068	0.0009	0.0407	0.0357	0.0353	
10	100	0.3	-0.0147	-0.0087	0.0004	0.0404	0.0376	0.0366	
10	100	0.6	-0.0046	-0.0088	0.0001	0.0392	0.0386	0.0375	
10	100	0.9	0.0052	-0.0066	-0.0011	0.0408	0.0412	0.0395	
10	200	0	0.0038	-0.0030	0.0001	0.0253	0.0251	0.0248	
10	200	0.3	0.0054	-0.0014	-0.0001	0.0263	0.0259	0.0258	
10	200	0.6	0.0034	0.0003	0.0002	0.0262	0.0265	0.0264	
10	200	0.9	0.0041	0.0027	0.0021	0.0277	0.0285	0.0286	
20	100	0	-0.0050	0.0025	0.0010	0.0239	0.0233	0.0235	
20	100	0.3	-0.0025	0.0028	0.0007	0.0240	0.0235	0.0237	
20	100	0.6	0.0044	0.0025	0.0004	0.0224	0.0220	0.0221	
20	100	0.9	0.0052	0.0032	0.0001	0.0209	0.0205	0.0209	
20	200	0	0.0038	-0.0011	0.0003	0.0175	0.0166	0.0165	
20	200	0.3	0.0054	-0.0003	0.0001	0.0174	0.0165	0.0164	
20	200	0.6	0.0034	0.0010	0.0000	0.0163	0.0154	0.0153	
20	200	0.9	0.0041	0.0022	0.0002	0.0152	0.0144	0.0142	

model with exogenous variables, followed by a simulation study for the estimation of the dynamic panel model with an incidental trend.

Consider first the following dynamic panel model with fixed effects and exogenous variables:

$$y_{it} = \alpha_i + \beta'x_{it} + \phi y_{it-1} + \epsilon_{it}, \tag{18}$$

where $\epsilon_{it} \sim iid N(0, \sigma^2)$, $i = 1, \dots, N$, $t = 1, \dots, T$. If the parameter of interest is ϕ , then upon transformation the model

(18) can be rewritten as

$$P_i y_i = \phi P_i y_{i-} + P_i \epsilon_i, \tag{19}$$

where $P_i = I - Z_i'(Z_i'Z_i)^{-1}Z_i$, $Z_i = [1_T X_i]$, $X_i' = [x_{i1}, \dots, x_{iT}]$. This specification is asymptotically equivalent to the simple dynamic model considered above and hence the indirect inference method may be directly applied to (19).

In the second extension, we consider a dynamic panel model with an incident trend:

$$y_{it} = \alpha_i + \beta t + \phi y_{it-1} + \epsilon_{it}, \tag{20}$$

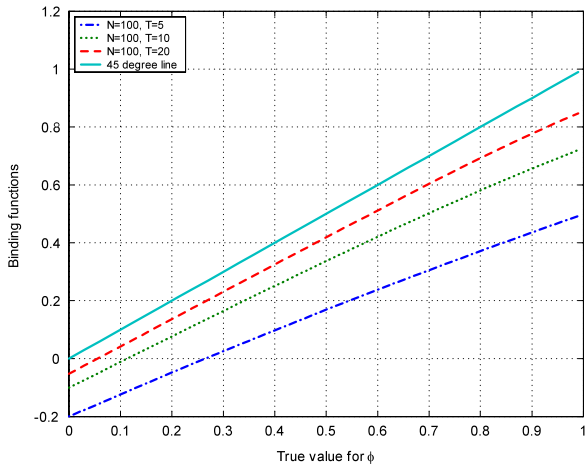


Fig. 1. Binding functions of ML for the simple dynamic panel model when N is 100. The 45 degree line is plotted for comparison.

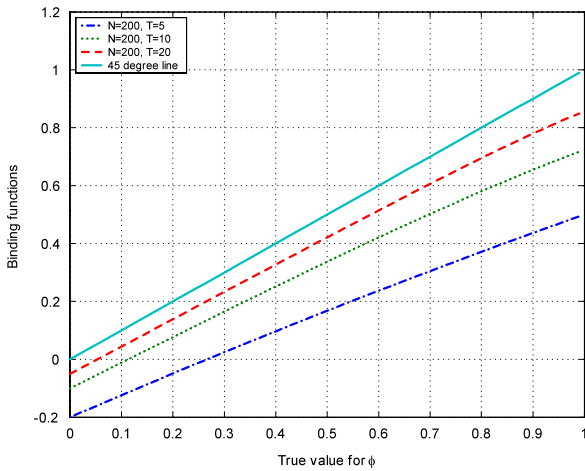


Fig. 2. Binding functions of ML for the simple dynamic panel model when N is 200. The 45 degree line is plotted for comparison.

where $\epsilon_{it} \sim iid N(0, \sigma^2)$, $i = 1, \dots, N$, $t = 1, \dots, T$. The ML estimate of ϕ is given by $\hat{\phi}_{NT}^{ML} = C_{NT}^y / D_{NT}$, where

$$C_{NT}^y = \sum_{i=1}^N \left[\sum_{t=1}^T (y_{it} - y_{i\bullet}) (y_{it-1} - y_{i\bullet-1}) - \frac{\sum_{t=1}^T [(t - \bar{t})(y_{it} - y_{i\bullet})] \sum_{t=1}^T [(t - \bar{t})(y_{it-1} - y_{i\bullet-1})]}{\sum_{t=1}^T (t - \bar{t})^2} \right],$$

and

$$D_{NT} = \sum_{i=1}^N \sum_{t=1}^T (y_{it-1} - y_{i\bullet-1})^2 - \frac{\sum_{i=1}^N \left(\sum_{t=1}^T (t - \bar{t})(y_{it-1} - y_{i\bullet-1}) \right)^2}{\sum_{t=1}^T (t - \bar{t})^2}.$$

Phillips and Sul (2007) examined the finite sample performance of $\hat{\phi}_{NT}^{ML}$ and found that when T is small and the true value of ϕ is much larger than 0, the ML estimator of ϕ is often negative.

To examine the performance of the indirect inference estimator, we simulate the data from the following linear dynamic panel

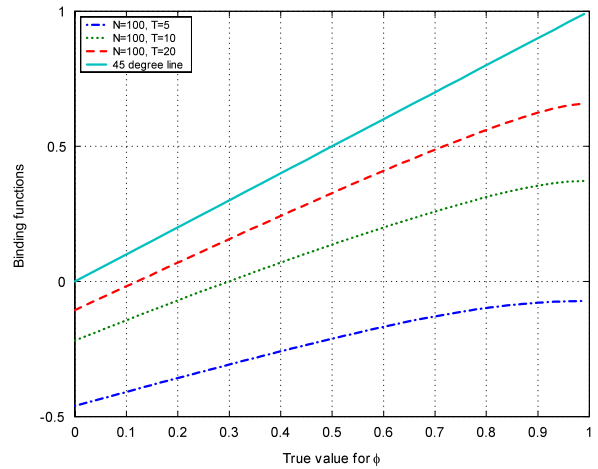


Fig. 3. Binding functions of ML for the model with incidental trends when N is 100. The 45 degree line is plotted for comparison.

model:

$$y_{it} = \alpha_i + \beta_i t + \phi_0 y_{it-1} + \epsilon_{it},$$

where $\epsilon_{it} \sim iid N(0, 1)$, $\alpha_i = \beta_i = 0$, and $\phi_0 = 0, 0.3, 0.6, 0.9$. This design is the same as in Phillips and Sul (2007). Moreover, N is set at 100 or 200, and T is set at 5, 10, or 20. For each combination of N and T , we employ ML and the indirect inference method to estimate ϕ . For indirect inference, we set $H = 10$. Table 3 reports the biases and RMSEs of ML and indirect inference estimates obtained from 1000 replications. In general, we identify the substantial bias in ML and the bias in ML is consistent with Table 1 in Phillips and Sul (2007). For example, when $T = 5$, $N = 100$, $\phi_0 = 0.6$, the mean of ML estimates of ϕ is -0.1663 , from which one would claim a spurious negative relationship between y_{it} and y_{it-1} . On the other hand, the indirect inference method substantially reduces the bias in all cases and hence leads to much smaller values for RMSE. Figs. 3 and 4 plot the binding functions for $N = 100, 200$ when the true value of ϕ is from the interval $[0, 1]$. In both cases, there is a big gap between the binding function and the 45 degree line, indicating the substantial negative bias in MLE. In particular, when T is 5, the entire binding function is located below the x -axis. Moreover, the binding function is virtually linear when ϕ is far away from zero but becomes nonlinear with the slope smaller than one when ϕ is sufficiently close to one, suggesting that ϕ is more difficult to estimate when it is near the unit root. All these results are consistent with our findings in simulations.

6. Conclusions

Bias in the estimation of the parameters of dynamic panel models by standard methods such as ML is generally not negligible in short (time span) panels and conventional GMM approaches encounter difficulties of bias and variance when the autoregressive coefficient is close to unity, as it commonly is in practical work. The procedure we propose here for reducing the bias involves the use of indirect inference to calibrate the bias function and operates with only small increases in variance. Simulations show the procedure to be highly effective in the linear dynamic panel model with and without an incidental trend. We show that the technique itself is quite general and can be applied in many other panel models with little modification. In a recent article, Hahn and Newey (2004) demonstrated how the jackknife procedure can be used to reduce the bias in ML estimation for nonlinear panel models. We believe indirect inference has similar potential for application in such nonlinear panel models. While the present

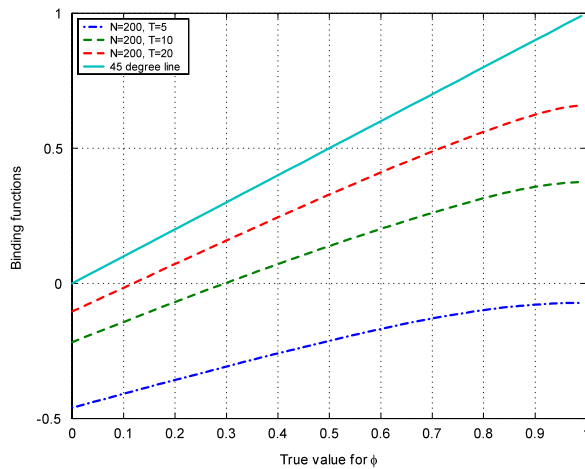


Fig. 4. Binding functions of ML for the model with incidental trends when N is 200. The 45 degree line is plotted for comparison.

Table 3

Monte Carlo comparison of the bias and RMSE of ML and the indirect inference estimator of ϕ for the dynamic panel model with incidental trends. The number of simulated paths (H) is 10 and the number of replications is 1000.

Case	T	N	ϕ	Bias in $\hat{\phi}$		RMSE of $\hat{\phi}$	
				ML	$\Pi(H=10)$	ML	$\Pi(H=10)$
5	100	0.0	-0.4592	-0.0192	0.4612	0.0783	
5	100	0.3	-0.6062	-0.0348	0.6092	0.0835	
5	100	0.6	-0.7663	-0.0372	0.7680	0.1510	
5	100	0.9	-0.9774	-0.0505	0.9789	0.2523	
10	100	0.0	-0.2172	-0.0342	0.2196	0.0544	
10	100	0.3	-0.2977	-0.0490	0.2997	0.0867	
10	100	0.6	-0.3998	-0.0340	0.4012	0.0676	
10	100	0.9	-0.5451	0.0073	0.5463	0.1231	
20	100	0.0	-0.1052	-0.0078	0.1077	0.0271	
20	100	0.3	-0.1423	-0.0088	0.1442	0.0283	
20	100	0.6	-0.1905	-0.0100	0.1918	0.0295	
20	100	0.9	-0.2759	-0.0159	0.2767	0.0400	
5	200	0.0	-0.4613	-0.0037	0.4621	0.0541	
5	200	0.3	-0.6093	0.0031	0.6101	0.0633	
5	200	0.6	-0.7700	0.0114	0.7708	0.1281	
5	200	0.9	-0.9808	-0.0579	0.9815	0.2119	
10	200	0.0	-0.2179	0.0047	0.2191	0.0314	
10	200	0.3	-0.2984	-0.0099	0.2993	0.0806	
10	200	0.6	-0.3996	0.0098	0.4003	0.0415	
10	200	0.9	-0.5432	0.0304	0.5438	0.0968	
20	200	0.0	-0.1049	0.0004	0.1062	0.0184	
20	200	0.3	-0.1418	0.0004	0.1428	0.0190	
20	200	0.6	-0.1901	0.0008	0.1907	0.0198	
20	200	0.9	-0.2760	0.0099	0.2764	0.0322	

contribution only applies indirect inference in connection with the ML estimator, the technique can be used with other base estimation methods in the same manner.

Being a simulation-based estimation method, the indirect inference procedure is computationally more involved than other methods. However, since the base estimator employed here has a small variance, only a small number of simulated paths are needed for the indirect inference estimator to have good finite sample properties. Therefore, the computational cost of the indirect inference procedure is relatively low and its finite sample gains are substantial enough to warrant the additional computation.

Acknowledgements

We thank two anonymous referees for their constructive comments. We also thank seminar participants at Chinese University of Hong Kong, Singapore Management University, National University of Singapore, the fourteenth International

Conference on Panel Data, and the SETA meeting in Xiamen for helpful discussions. Phillips gratefully acknowledges support from a Kelly Fellowship at the University of Auckland Business School and from the NSF under Grant No. SES 04-142254. Yu gratefully acknowledges financial support from the Office of Research at Singapore Management University under Grant No. C208/MSS5E025. Gouriéroux gratefully acknowledges visiting support from the School of Economics at Singapore Management University.

Appendix. Proof of Theorem 2

Under Assumption 2, Hahn and Kuersteiner (2002) showed that

$$\sqrt{NT} \left(\hat{\phi}_{NT}^{ML} - \left(\phi - \frac{1}{T}(1 + \phi) \right) \right) \Rightarrow N(0, (1 - \phi^2)).$$

The definition of $\hat{\phi}_{NT}^H$ leads to the relation

$$\begin{aligned} \sqrt{NT} \left(\hat{\phi}_{NT}^{ML} - \left(\phi - \frac{1}{T}(1 + \phi) \right) \right) \\ = \sqrt{NT} \left(b_{NT}(\hat{\phi}_{NT}^H) - \left(\phi - \frac{1}{T}(1 + \phi) \right) \right). \end{aligned}$$

As $|\phi| < 1$, Eq. (17) implies that

$$b_{NT}(\phi) = \phi - \frac{1 + \phi}{T} + O(T^{-2}).$$

So,

$$\begin{aligned} \sqrt{NT} \left(\hat{\phi}_{NT}^{ML} - \left(\phi - \frac{1}{T}(1 + \phi) \right) \right) \\ = \sqrt{NT} \left(\hat{\phi}_{NT}^H - \phi - \frac{1}{T}(1 + \phi) + \frac{1}{T}(1 + \hat{\phi}_{NT}^H) + O_p(T^{-2}) \right) \\ = \sqrt{NT} \left(1 - \frac{1}{T} \right) (\hat{\phi}_{NT}^H - \phi) + O_p(T^{-1}). \end{aligned}$$

Since $1 - \frac{1}{T} \rightarrow 1$ as $T \rightarrow \infty$, we have

$$\sqrt{NT} (\hat{\phi}_{NT}^H - \phi) \Rightarrow N(0, (1 - \phi^2)). \quad (21)$$

References

- Ahn, S., Schmidt, P., 1995. Efficient estimation of models for dynamic panel data. *Journal of Econometrics* 68, 5–27.
- Alvarez, J., Arellano, M., 2003. The time series and cross-section asymptotics of dynamic panel data estimators. *Econometrica* 71, 1121–1159.
- Andersen, T.W., Hsiao, C., 1981. Estimation of dynamic models with error components. *Journal of the American Statistical Association* 76, 598–606.
- Andersen, T.W., Hsiao, C., 1982. Formulation and estimation of dynamic models using panel data. *Journal of Econometrics* 18, 47–82.
- Andrews, D.W.K., 1993. Exactly median-unbiased estimation of first-order autoregressive/unit root models. *Econometrica* 61, 139–166.
- Arellano, M., Bover, O., 1995. Another look at the instrumental-variable estimation of error-components models. *Journal of Econometrics* 68, 29–51.
- Arellano, M., Bond, S., 1991. Some tests of specification for panel data: Monte Carlo evidence and an application to employment equations. *Review of Economic Studies* 58, 277–297.
- Blundell, R., Bond, S., 1998. Initial conditions and moment restrictions in dynamic panel data models. *Journal of Econometrics* 87, 115–143.
- Bun, M.J., Carree, M.A., 2005. Bias-corrected estimation in dynamic panel data models. *Journal of Business and Economic Statistics* 23, 200–210.
- Bun, M., Kiviet, J., 2006. The effects of dynamic feedbacks on LS and MM estimator accuracy in panel data model. *Journal of Econometrics* 132, 409–444.
- Dridi, R., Renault, E., 2000. Semi-Parametric Indirect Inference. In: *Econometrics Paper Series*, vol. 392. London School of Economics.
- Duffie, D., Singleton, K.J., 1993. Simulated moments estimation of Markov models of asset prices. *Econometrica* 61, 929–952.
- Efron, B., 1979. Bootstrap methods: Another look at the jackknife. *Annals of Statistics* 7, 1–26.
- Everaert, G., Pozzi, L., 2007. Bootstrap based bias correction for homogeneous dynamic panels. *Journal of Economic and Dynamics Control* 31, 1160–1184.
- Gallant, A.R., Tauchen, G., 1996. Which moments to match? *Econometric Theory* 12, 657–681.

- Garcia, R., Renault, E., Veredas, D., 2004. Estimation of stable distributions by indirect inference. University of North Carolina at Chapel Hill (manuscript).
- Gouriéroux, C., Monfort, A., Renault, E., 1993. Indirect inference. *Journal of Applied Econometrics* 8, S85–S118.
- Gouriéroux, C., Renault, E., Touzi, N., 2000. Calibration by simulation for small sample bias correction. In: Mariano, R.S., Schuermann, T., Weeks, M. (Eds.), *Simulation-Based Inference in Econometrics: Methods and Applications*. Cambridge University Press, pp. 328–358.
- Hahn, J., 1997. Efficient estimation of panel data models with sequential moment restrictions. *Journal of Econometrics* 79, 1–21.
- Hahn, J., Kuersteiner, G., 2002. Asymptotically unbiased inference for a dynamic model with fixed effects when both n and T are large. *Econometrica* 70, 1639–1657.
- Hahn, J., Newey, W., 2004. Jackknife and analytical bias reduction for nonlinear panel models. *Econometrica* 72, 1295–1319.
- Han, C., Phillips, P.C.B., 2009. GMM estimation for dynamic panels with fixed effects 17 and strong instruments at unity. *Econometric Theory* (forthcoming).
- Holtz-Eakin, D., Newey, W., Rosen, H.S., 1988. Estimating vector autoregressions with panel data. *Econometrica* 56, 1371–1395.
- Hurwicz, L., 1950. Least square bias in time series. In: Koopmans, T. (Ed.), *Statistical Inference in Dynamic Economic Models*. Wiley, New York, pp. 365–383.
- Keane, M., Smith, A.A., 2003. Generalized indirect inference for discrete choice models. Department of Economics, Yale University (manuscript).
- Kendall, M.G., 1954. Notes on bias in the estimation of autocorrelation. *Biometrika* 41, 403–404.
- Kiviet, I., 1995. On bias, inconsistency and efficiency of various estimators in dynamic panel data models. *Journal of Econometrics* 68, 53–78.
- Lee, Y., 2008a. Bias correction in dynamic panels under time series misspecification. University of Michigan, mimeographed.
- Lee, Y., 2008b. Nonparametric estimation of dynamic panel models with fixed effects. University of Michigan, mimeographed.
- Monfardini, C., 1998. Estimating stochastic volatility models through indirect inference. *The Econometrics Journal* 1, C113–C128.
- Monfort, A., 1996. A reappraisal of misspecified econometric models. *Econometric Theory* 12, 597–619.
- Nickell, S., 1981. Biases in dynamic models with fixed effects. *Econometrica* 49, 1417–1426.
- Orcutt, G.H., Winokur, H.S., 1969. First order autoregression: Inference, estimation and prediction. *Econometrica* 37, 1–14.
- Phillips, P.C.B., Sul, D., 2007. Bias in dynamic panel estimation with fixed effects, incidental trends and cross section dependence. *Journal of Econometrics* 137, 162–188.
- Phillips, P.C.B., Yu, J., 2009a. Maximum likelihood and Gaussian estimation of continuous time models in finance. In: Andersen, T., Davis, R.A., Kreiss, J.P., Mikosch, T. (Eds.), *Handbook of Financial Time Series*. Springer, New York, pp. 497–530.
- Phillips, P.C.B., Yu, J., 2009b. Simulation-based estimation of contingent-claims prices. *Review of Financial Studies* 22, 3669–3705.
- Quenouille, M.H., 1956. Notes on bias in estimation. *Biometrika* 43, 353–360.
- Smith, A.A., 1993. Estimating nonlinear time-series models using simulated vector autoregressions. *Journal of Applied Econometrics* 8, S63–S84.
- van de Vaart, A.W., 2000. *Asymptotic Statistics*. Cambridge University Press, New York.
- Ziliak, J.P., 1997. Efficient estimation with panel data when instruments are predetermined: An empirical comparison of moment-condition estimators. *Journal of Business and Economic Statistics* 15, 419–431.